

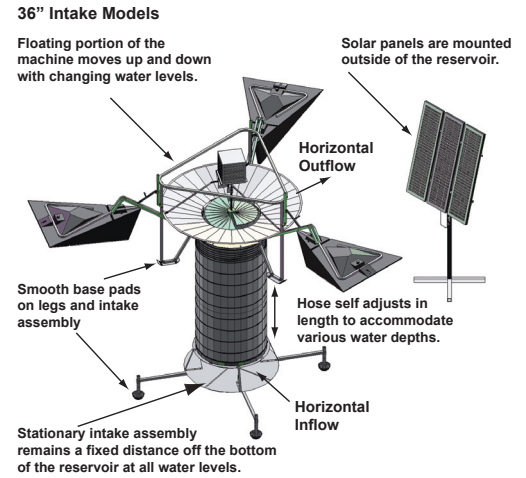
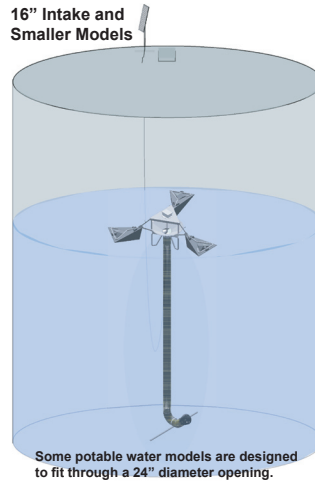


Stagnation in Potable Water Storage Reservoirs Can Cause:

- Loss of residual chlorine or chloramine.
- Long water age, taste and odors.
- Nitrification and high heterotrophic plate counts.
- Thermal stratification; even 0.1 C difference can inhibit mixing effects of normal inflow and outflow.
- Excessive ice buildup in cold climates.



SolarBee Benefits:

Various SolarBee Models Available	Models are available from 1,250 gpm to 10,000 gpm , for handling volumes of 0.2 to 50 MG of reservoir size per SolarBee . All models are constructed of stainless steel and plastics , and there are no gearbox or motor oils or other possible water contaminants. All electrical power in the reservoir is low voltage intrinsically safe from electrocution.
Near-Laminar Flow Pattern	The SolarBee thoroughly mixes the entire reservoir, reaching all the dead spots , even in large reservoirs with hundreds of support columns. Breakpoint chlorination can be accomplished by injecting chlorine into the optional injection manifold ring for complete chlorine dispersion.
Continuous, Inexpensive Operation	The SolarBee operates day and night on solar power, so there is no energy cost . The entire machine, including the brushless motor has an expected 25 year life , with no regularly scheduled maintenance duties .
Self Adjusting for Reservoir Level	The SolarBee flotation system, together with the variable length intake hose, self adjusts at all times for peak performance regardless of water depth in the reservoir. No other mixing system does this.
Little or No Infrastructure Expense	Although the various models range from 10 to 16 ft in diameter when fully assembled, the SolarBee's design allows it to be brought into the reservoir through a 26 inch x 26 inch opening and to be assembled inside the reservoir. Some models are designed to fit through a 24 inch diameter opening without disassembly. Trained factory technicians perform the installations, there is no need to drain the reservoir and no infrastructure is needed.
Compared to Nozzle and Check Valve Systems	By definition, when you have low flow through a reservoir and need more mixing, then the nozzle system will not have enough flow to be of much help . And nozzle systems don't work at all when the reservoir is taken offline for chlorine boosting. Finally, nozzle systems create a high energy loss due to increased pumping pressures, and affect flow patterns throughout the entire distribution system .
Compared to Turbulent Mixers	High speed turbulent mixers have a very short distance of influence unlike the SolarBee which mixes the entire reservoir . The SolarBee has far less electrical and maintenance costs , and there is no high voltage in the reservoir. Also, the SolarBee has stainless steel construction instead of cast iron, and the SolarBee is not subject to problems of cavitation or being run dry .
Options Available	The SolarBee can be equipped with a chlorine injection system, with various solar and supplemental power kits and various optional communications systems.